

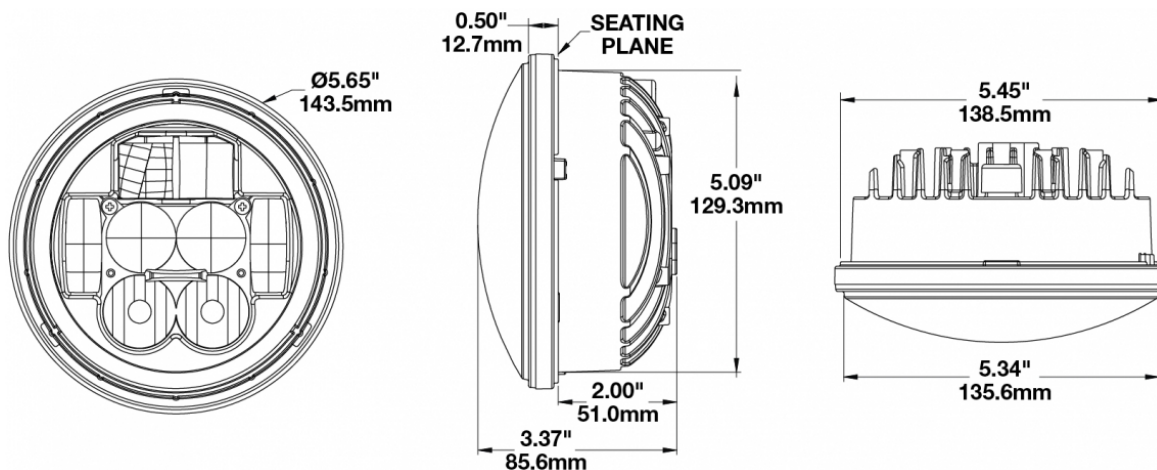
# LED Headlights – Model 8630 Evolution

## PRODUCT INFORMATION

<b>Description</b>	12-24V DOT LED High & Low Beam Headlight
<b>Height</b>	142.24 mm / 5.6 in
<b>Width</b>	142.24 mm / 5.6 in
<b>Depth</b>	86.36 mm / 3.4 in
<b>Shape</b>	Round
<b>Outer Lens Material</b>	Polycarbonate
<b>Outer Lens Color</b>	Clear
<b>Housing Material</b>	Die Cast Aluminum
<b>Housing Color</b>	Black
<b>Bezel Color</b>	Black
<b>Minimum Operating Temperature</b>	-34 °C / -29.2 °F
<b>Maximum Operating Temperature</b>	49 °C / 120.2 °F
<b>Connector or Wiring</b>	Integral Connector in Housing simulating Delphi 12124107
<b>Mating Connector</b>	Delphi 12052848
<b>Product Weight</b>	1.86 lbs / 0.84 kgs
<b>Shipping Weight</b>	2.60 lbs / 1.18 kgs



## PRODUCT DIMENSIONS



Print date: 2024-08-11

© 2024 J.W. Speaker Corporation • Germantown, WI U.S.A.  
[www.jwspeaker.com](http://www.jwspeaker.com) • [speaker@jwspeaker.com](mailto:speaker@jwspeaker.com) • 262.251.6660

# LED Headlights – Model 8630 Evolution


## ELECTRICAL SPECIFICATIONS

---

<b>Input Voltage</b>	12-24V DC
<b>Operating Voltage</b>	10-32V DC
<b>Transient Spike Protection</b>	150V Peak @ 1 HZ-100 Pul
<b>Yellow Wire</b>	Low Beam
<b>White Wire</b>	High Beam
<b>Black Wire</b>	Ground
<b>Current Draw</b>	2.20A @ 12V DC (Low Beam) 1.70A @ 14V DC (Low Beam) 1.10A @ 24V DC (Low Beam) 3.50A @ 12V DC (High Beam) 2.70A @ 14V DC (High Beam) 1.70A @ 24V DC (High Beam)

## REGULATORY STANDARDS COMPLIANCE

---



Buy America Standards	Eco Friendly
FMVSS 108 s10.1 (Table XIX)	FMVSS 108 s10.1 (Table XVIII)
IEC IP67	

---

**Print date: 2024-08-11**

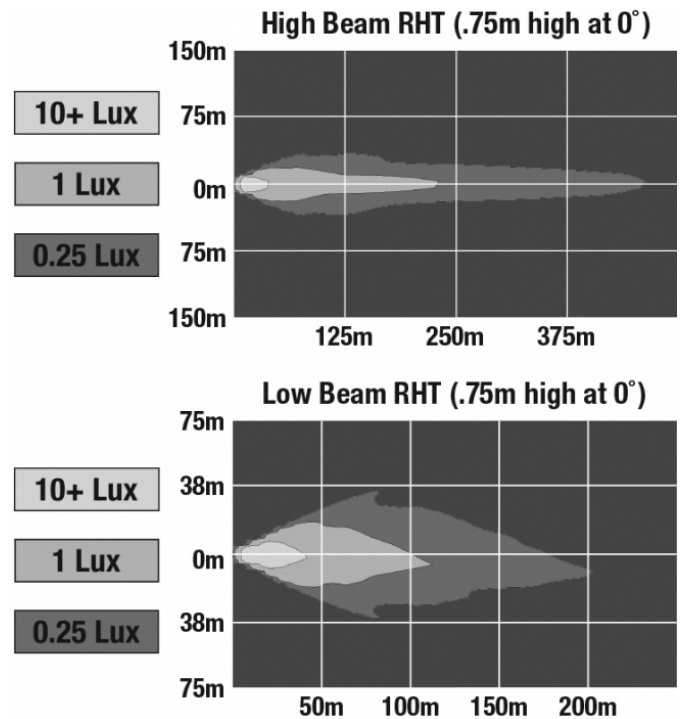
© 2024 J.W. Speaker Corporation • Germantown, WI U.S.A.  
www.jwspeaker.com • speaker@jwspeaker.com • 262.251.6660

**J.W. SPEAKER®**  
*Engineered. Lighting. Solutions.*


# LED Headlights – Model 8630 Evolution

## PHOTOMETRIC SPECIFICATIONS

<b>Raw Lumen Output</b>	2,925 (High Beam); 2,025 (Low Beam)
<b>Effective Lumen Output</b>	1,000 (High Beam); 630 (Low Beam)
<b>Candela Output</b>	61, 684 (High Beam); 19,162 (Low Beam)
<b>Nominal LED Color Temperature</b>	5000 K
<b>Beam Pattern(s)</b>	Forward Lighting - High Beam (DOT/ECE) Forward Lighting - Low Beam (DOT)



## APPLICATIONS



## PRODUCT WARNINGS

For California residents:

⚠ **WARNING:** Cancer and reproductive harm - [www.P65Warnings.ca.gov](http://www.P65Warnings.ca.gov).

⚠ **AVERTISSEMENT:** Cancer et effet nocif sur la reproduction - [www.P65Warnings.ca.gov](http://www.P65Warnings.ca.gov).

Print date: 2024-08-11

© 2024 J.W. Speaker Corporation • Germantown, WI U.S.A.  
[www.jwspeaker.com](http://www.jwspeaker.com) • [speaker@jwspeaker.com](mailto:speaker@jwspeaker.com) • 262.251.6660

**J.W. SPEAKER®**  
 Engineered. Lighting. Solutions.

# LED Headlights – Model 8630 Evolution

## ACCESSORIES

---



**Part Number**  
**3157751**

Double Ring Kit  
Mounting Assembly for  
LED Headlight Model  
8630



**Part Number**  
**8200001**

Single Ring Kit  
Mounting Assembly for  
LED Headlight Model  
8630



**Part Number**  
**8200071**

Mounting Ring Kit for  
5.75" Round (PAR46)  
Headlights - PIERCE

## RELATED PRODUCTS

---



**Part Number**  
**0549911**

12-24V DOT/ECE LED  
RHT High & Low Beam  
Headlight with FP &  
DRL



**Part Number**  
**0549921**

12-24V ECE LED LHT  
High & Low Beam  
Headlight with FP &  
DRL